




## HS-501C Technical Data Sheet



<p>Pitch: 25.4mm                  Minimum Width: 173mm                  Open Area: 40%                  Approved: FDA                  Rod: Ø 4.9mm                  Flight: No                  Side Guard: No                  Curve: No</p>	
--	--

## Data

Belt Material	Belt Strength			Temperature		Belt Weight (Kg/M <sup>2</sup> )
	Straight		Curve	°C (min.)	°C (max.)	
	Kg/M(BW)	N/M(BW)				
Polypropylene	1060	10600	--	1	100	6.6
Polyethylene	1030	10300	--	-60	60	6.8
Acetal	1720	17200	--	-40	80	9.3
Nylon	1520	15200	--	1	180	8.7

**BW – Belt Width**

## Color Table

Polypropylene					Polyethylene					Acetal					Nylon				
W	G	N	DB	B	W	G	N	DB	B	W	G	N	DB	B	W	G	N	DB	B
●	●						●			●				●				●	

W-White, G-Gray, N-Nature, DB-Dark brown, B-Blue (For more information of belt color, pls consult our sales team)

## Friction Table

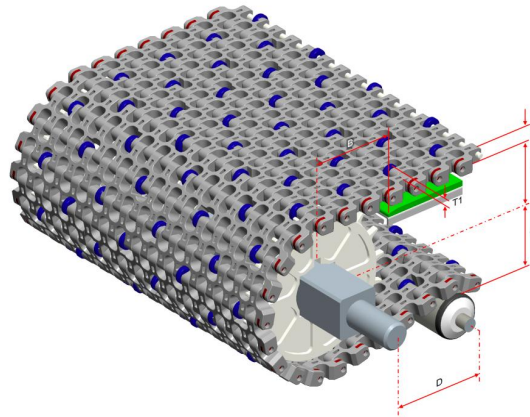
Belt Material	Friction Wear strips & Products							
	UHMW	HDPE	Steel	Glass	SUS	Plastic	Cardboard	Aluminum
Polypropylene	0.32	0.24	0.15	0.09	0.13	0.08	0.15	0.25
Polyethylene	0.13	0.11	0.26	0.19	0.31	0.16	0.21	0.41
Acetal	0.11	0.09	0.27	0.16	0.26	0.15	0.19	0.28
Nylon	0.18	0.13	0.25	0.16	0.26	0.16	0.19	0.27

SUS – Stainless Steel

## Equivalent type with other Brand

Brand Name	Intralox	Habasit	UNI	Rexnord	MCC	ScanBelt
Series & Type	--	--	--	--	--	--

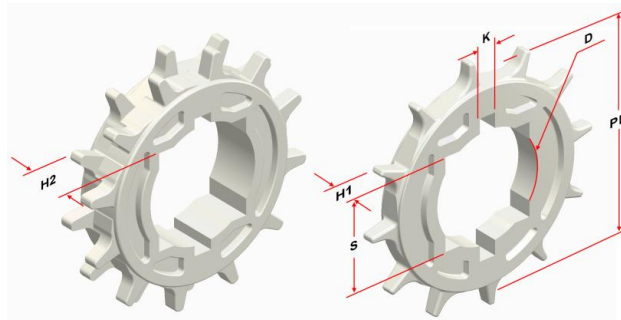
The above content is only for reference.



## Conveyor Frame Dimensions

Unit : mm

No. Teeth	A ( Min.)	B ( Min.)	C ( Max.)	D ( Min.)	T	T1
8-2R	25.85	42.35	23.35	200	13	1.5
12 / 12-2R	43.5	60	41	200		
15-2R	56.25	72.75	53.75	200		
18 / 18-2R	67.5	84	65	200		
20-2R	76.5	93	74	200		
21-2R	80	96.5	77.5	200		
24 / 24-2R	93.5	110	91	250		



## Sprocket Dimensions

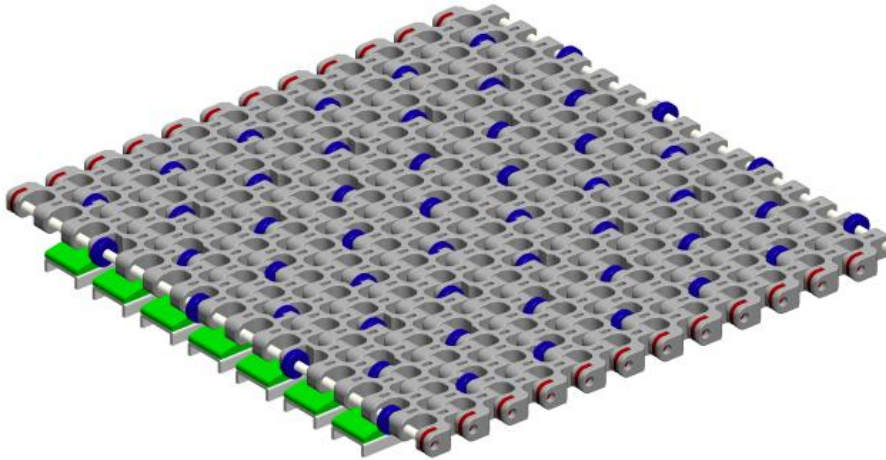
Unit: mm

No. Teeth	PD	OD	S	D	H	H2	K
12	96.59	100	25.4/38.1/39/40	25.4/28/30/31.75/35/40/46/47/50.8	11/18	--	8X8
18	143.97	148	25.4/38.1/40	25.4/30/31.75/35/36/40/45/47	18	--	8X8
24	191.53	200	38.1/40/50/60	--	30	--	--
8-2R	65.33	64.7	25.4	30	--	20	8X8
12-2R	96.59	100	38.1/39/40	25.4/30/45/47	--	20	8X8
15-2R	120.24	125.5	38.1/40/50.8	25/25.4/30/35/38.1/40/45/45/47	--	20	8X8
18-2R	143.97	148	38.1/40/45/60	25.4/30/40	--	20	8X8
20-2R	159.81	166	38.1/40/60	25.4/30/36	--	35	8X8
21-2R	167.74	173	38.1/40/60/63.5	45	--	35	8X8
24-2R	191.53	200	38.1/40/60	30	--	35	--

Note: Thickness 11mm is only for 12T-S40.

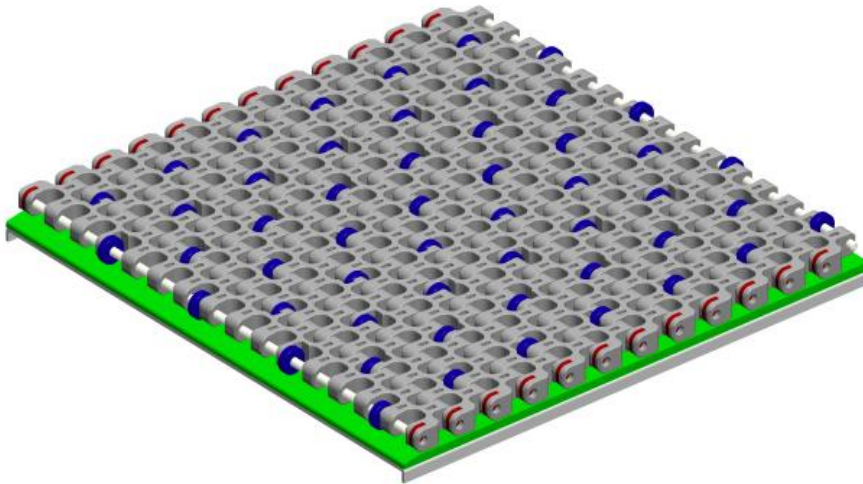
## Support Mode of Insert Roller

- Accumulation



Wear Strips are placed between rollers for accumulation.

- Multi-Speed



Wear Strips are placed under the rollers and the speed of products on the belt will be 2 times of the belt speed.