




## HS-2500D Technical Data Sheet



<p>Pitch: 25.4mm                  Minimum Width: 50mm                  Open Area: 39.2%                  Approved: FDA                  Rod: Ø 4.9mm                  Flight: No                  Side Guard: No                  Curve: No</p>	
---	--

## Data

Belt Material	Belt Strength			Temperature		Belt Weight (Kg/M <sup>2</sup> )
	Straight		Curve	°C (min.)	°C (max.)	
	Kg/M(BW)	N/M(BW)				
Polypropylene	1060	10600	--	1	110	6.9
Polyethylene	1030	10300	--	-60	60	7.3
Acetal	1720	17200	--	-40	85	10.3
Nylon	1520	15200	--	1	160	9.3

BW – Belt Width

## Color Table

Polypropylene					Polyethylene					Acetal					Nylon				
W	G	N	DB	B	W	G	N	DB	B	W	G	N	DB	B	W	G	N	DB	B
●	●						●			●				●				●	

W-White, G-Gray, N-Nature, DB-Dark brown, B-Blue (For more information of belt color, pls consult our sales team)

## Friction Table

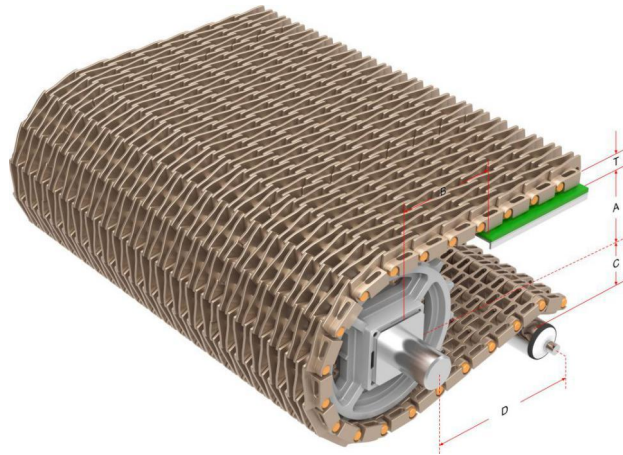
Belt Material	Friction Wear strips & Products							
	UHMW	HDPE	Steel	Glass	SUS	Plastic	Cardboard	Aluminum
Polypropylene	0.32	0.24	0.15	0.09	0.13	0.08	0.15	0.25
Polyethylene	0.13	0.11	0.26	0.19	0.31	0.16	0.21	0.41
Acetal	0.11	0.09	0.27	0.16	0.26	0.15	0.19	0.28
Nylon	0.18	0.13	0.25	0.16	0.26	0.16	0.19	0.27

SUS – Stainless Steel

## Equivalent type with other Brand

Brand Name	Intralox	Habasit	UNI	Rexnord	MCC	ScanBelt
Series & Type	--	--	--	--	--	--

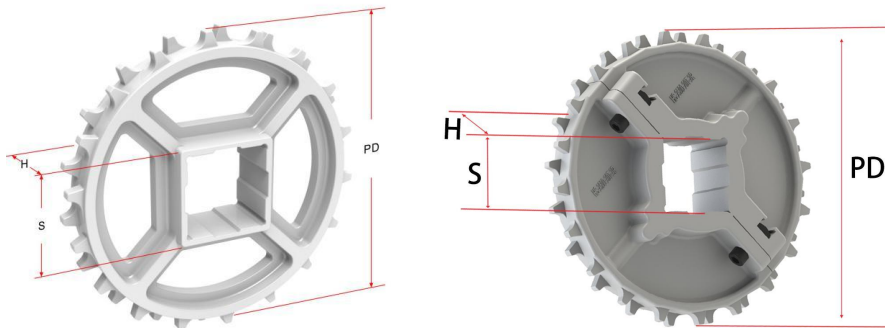
The above content is only for reference.



## Conveyor Frame Dimensions

Unit : mm

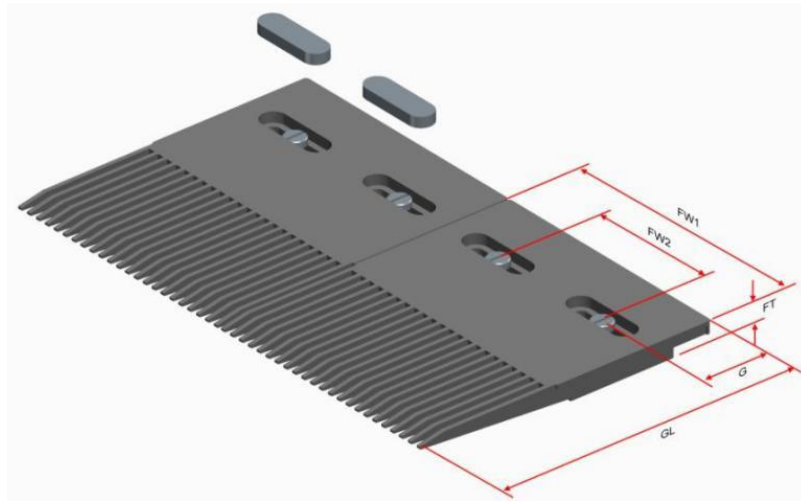
No. Teeth	A ( Min.)	B ( Min.)	C ( Max.)	D ( Min.)	T
8-2R	27.8	42.8	26.8	200	10
10-2R	36.25	51.25	35.25	200	
12-2R	44.5	59.5	43.5	200	
15-2R	57	72	56	200	
16-2R	60.57	75.75	59.75	200	
18-2R	69.25	84.25	68.25	200	
20-2R / 20-2R-Split	77.25	92.25	76.25	200	



## Sprocket Dimensions

Unit: mm

No. Teeth	PD	OD	S	D	H	K
8-2R	66.37	65.6	--	25.4/30	30	8X8
10-2R	82.20	82.5	25.4/38.1/40	25.4/30/31.75	30	8X8
12-2R	98.14	99	38.1/40	25/25.4/30/32	20	8X8
15-2R	122.17	124	38.1/40	25.4/30/35	20	8X8
16-2R	130.20	131.5	38.1/40	30	20	8X8
18-2R	146.27	148.5	38.1/40/60	25.4/30/31.75	20	8X8
20-2R	162.37	164.5	38.1/40/60/70	--	30	--
20-2R-Split	162.37	164.5	38.1/40/60	--	40	--



**Finger Transfer Plate Frame Dimensions**

Unit: mm

No. Finger	FW1	FW2	FT	G	GL
18	148	80	12.5	35	178