




HS-200AN Technical Data Sheet



| | |
|---|--|
| <p>Pitch: 25.4mm Minimum Width: 45mm Open Area: 0% Approved: FDA Rod: Ø 4.9mm Flight: Yes Side Guard: No Curve: No</p> | |
|---|--|

Data

| Belt Material | Belt Strength | | | Temperature | | Belt Weight (Kg/M ²) |
|---------------|---------------|---------|-------|-------------|-----------|-------------------------------------|
| | Straight | | Curve | °C (min.) | °C (max.) | |
| | Kg/M(BW) | N/M(BW) | | | | |
| Polypropylene | 1155 | 11550 | -- | 1 | 100 | 5.34 |
| Polyethylene | 1105 | 11050 | -- | -60 | 60 | 5.54 |
| Acetal | 1520 | 15200 | -- | -40 | 80 | 7.74 |
| Nylon | 1310 | 13100 | -- | 1 | 180 | 6.74 |

BW – Belt Width

Color Table

| Polypropylene | | | | | Polyethylene | | | | | Acetal | | | | | Nylon | | | | |
|---------------|---|---|----|---|--------------|---|---|----|---|--------|---|---|----|---|-------|---|---|----|---|
| W | G | N | DB | B | W | G | N | DB | B | W | G | N | DB | B | W | G | N | DB | B |
| ● | ● | | | | | | ● | | | ● | | | | ● | | | | ● | |

W-White, G-Gray, N-Nature, DB-Dark brown, B-Blue (For more information of belt color, pls consult our sales team)

Friction Table

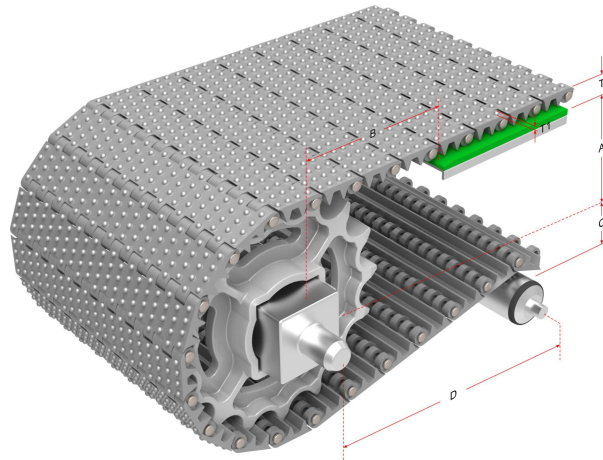
| Belt Material | Friction Wear strips & Products | | | | | | | |
|---------------|---------------------------------|------|-------|-------|------|---------|-----------|----------|
| | UHMW | HDPE | Steel | Glass | SUS | Plastic | Cardboard | Aluminum |
| Polypropylene | 0.32 | 0.24 | 0.15 | 0.09 | 0.13 | 0.08 | 0.15 | 0.25 |
| Polyethylene | 0.13 | 0.11 | 0.26 | 0.19 | 0.31 | 0.16 | 0.21 | 0.41 |
| Acetal | 0.11 | 0.09 | 0.27 | 0.16 | 0.26 | 0.15 | 0.19 | 0.28 |
| Nylon | 0.18 | 0.13 | 0.25 | 0.16 | 0.26 | 0.16 | 0.19 | 0.27 |

SUS – Stainless Steel

Equivalent type with other Brand

| Brand Name | Intralox | Habasit | UNI | Rexnord | MCC | ScanBelt |
|---------------|----------|---------|-----|---------|-----|----------|
| Series & Type | -- | -- | -- | -- | -- | -- |

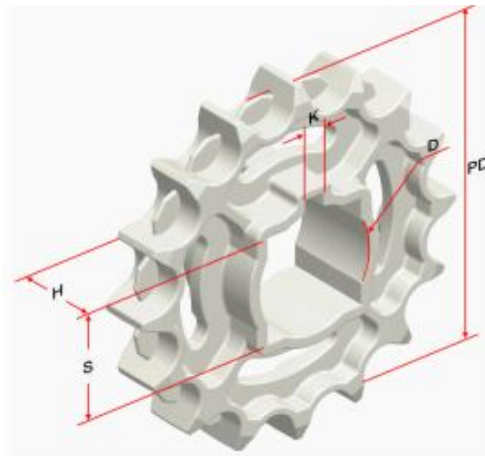
The above content is only for reference.



Conveyor Frame Dimensions

Unit : mm

| No. Teeth | A (Min.) | B (Min.) | C (Max.) | D (Min.) | T | T1 |
|-----------|-----------|-----------|-----------|-----------|----|-----|
| 7 | 23.5 | 38.5 | 22.5 | 200 | 10 | 1.5 |
| 8 | 28.4 | 43.4 | 27.4 | 200 | | |
| 10 | 36.3 | 51.3 | 35.3 | 200 | | |
| 12 | 44.3 | 59.3 | 43.3 | 200 | | |
| 16 | 61 | 76 | 60 | 200 | | |
| 20 | 77.5 | 92.5 | 76.5 | 200 | | |



Sprocket Dimensions

Unit: mm

| No. Teeth | PD | OD | S | D | H | K |
|-----------|--------|------|------------|------------------|----|-----|
| 7 | 58.54 | 57 | 25 | -- | 22 | -- |
| 8 | 66.37 | 66.8 | 25.4 | 25.4/30 | 22 | 6X6 |
| 10 | 82.20 | 82.6 | 38.1/40 | 20/25.4/30/45 | 22 | 8X8 |
| 12 | 98.14 | 98.7 | 35/38.1/40 | 20/25.4/30/40/45 | 38 | 8X8 |
| 16 | 130.20 | 132 | 35/38.1/40 | 25.4/30/35/45 | 38 | 8X8 |
| 20 | 162.37 | 165 | 38.1/40 | 25/47 | 38 | 8X8 |