





# HS-1201B Technical Data Sheet



<p>Pitch : 31.75mm                  Minimum Width : 423mm                  Open Area : 36%                  Approved : FDA                  Rod : Ø 4.9mm                  Flight : No                  Side Guard : No                  Curve : Yes</p>	
--	--

### Data

Belt Material	Belt Strength				Temperature		Belt Weight
	Straight		Curve		°C (min.)	°C (max.)	(Kg/M <sup>2</sup> )
	Kg/M(BW)	N/M(BW)	Kg/M(BW)	N/M(BW)			
Polypropylene	1100	11000	120	1200	1	100	5.2
Polyethylene	1100	11000	120	1200	-60	60	5.5
Acetal	1996	19964	200	2000	-40	80	8.0
HK	1407	14076	140	1400	-40	80	7.6

BW – Belt Width

### Color Table

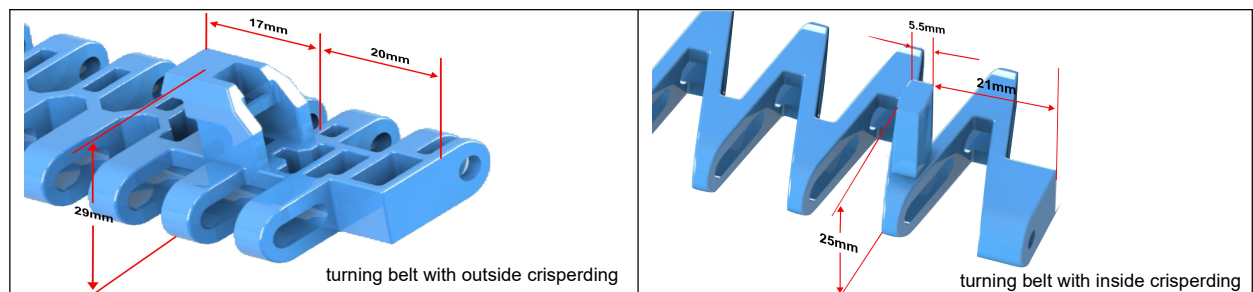
Polypropylene					Polyethylene					Acetal					HK				
W	G	N	DB	B	W	G	N	DB	B	W	G	N	DB	B	W	G	N	DB	B
●	●						●			●			●	●	●			●	●

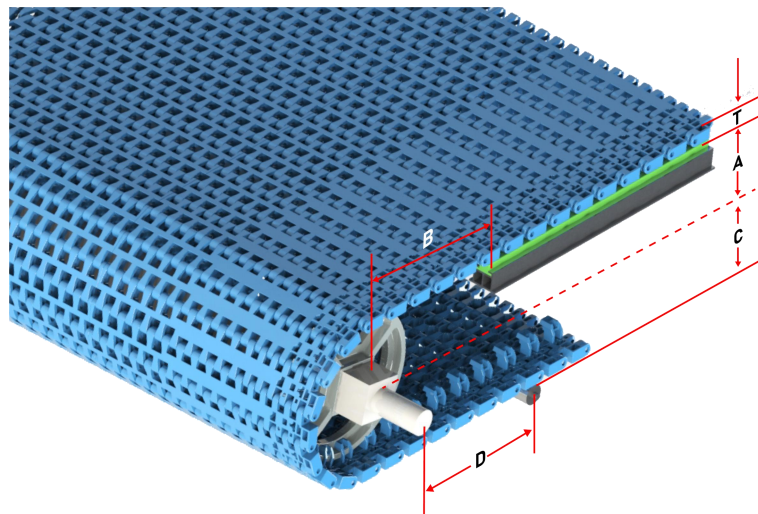
W-White, G-Gray, N-Nature, DB-Dark brown, B-Blue (For more information of belt color, pls consult our sales team)

### Friction Table

Belt Material	Friction Wear strips & Products							
	UHMW	HDPE	Steel	Glass	SUS	Plastic	Cardboard	Aluminum
Polypropylene	0.32	0.24	0.15	0.09	0.13	0.08	0.15	0.25
Polyethylene	0.13	0.11	0.26	0.19	0.31	0.16	0.21	0.41
Acetal	0.11	0.09	0.27	0.16	0.26	0.15	0.19	0.28

### SUS – Stainless Steel

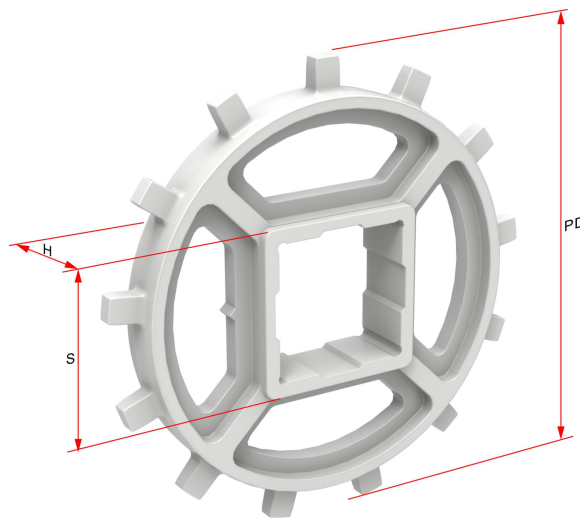




## Conveyor Frame Dimensions

Unit : mm

No. Teeth	A ( Min.)	B ( Min.)	C ( Max.)	D ( Min.)	T
10	46.25	62.5	44	250	12.5
13	61.25	77.5	59	250	
16	77.25	93.5	75	250	

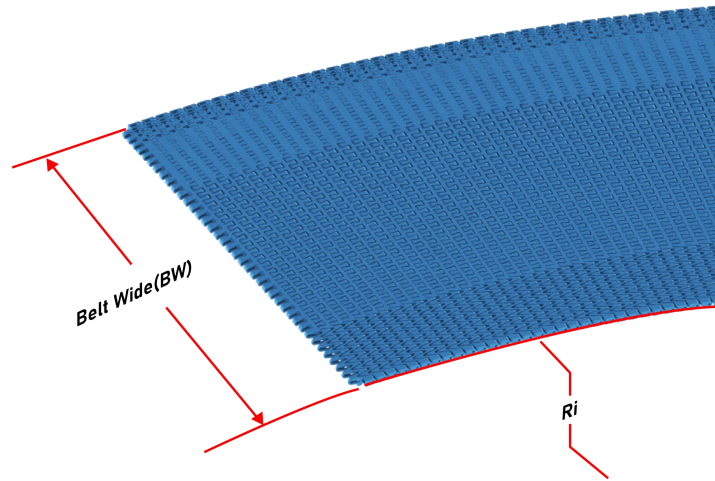


## Sprocket Dimensions

Unit: mm

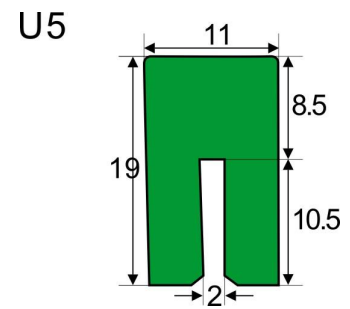
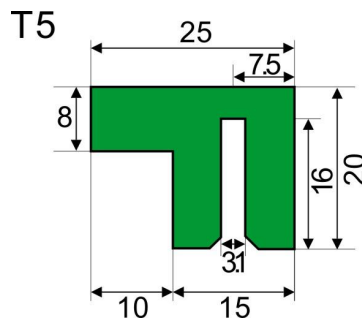
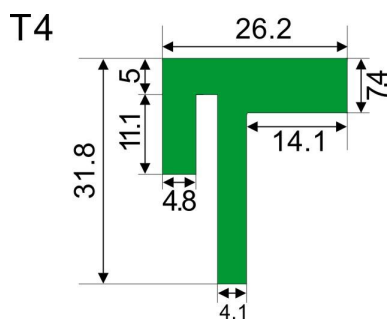
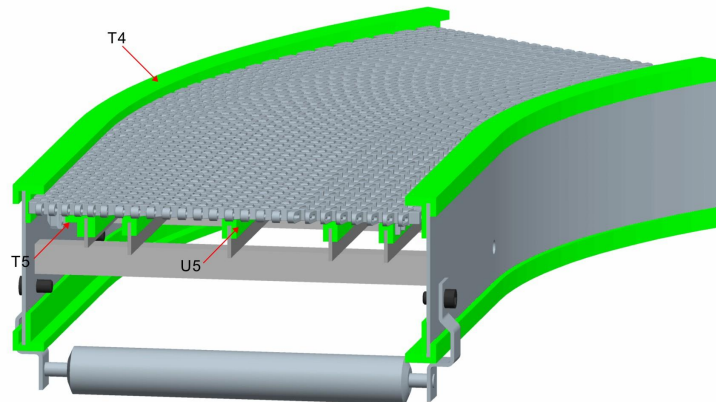
No. Teeth	PD	OD	S	D	H	K
10	102.75	105	30/40	25	20	8X8
13	132.67	135	38.1/40	25/35	20	8X8
16	162.75	167	38.1/40	35	25	8X8

## Design Guide Summary



- The minimum turning radius (inside) is 1.3 times of belt width under all feasible belt Width, 1.5 times of belt width is the most optimal.
- The minimum straight run section near driving shaft and idling shaft of Radius belt must be 2 times of the belt width in length.
- The minimum straight run section between two turns of opposing direction must be 2 times of the belt width in Length.

## Guide Rail & Wear Strips



- We have different kinds of guide rail and wear strips for your choice; for more information, please consult our sales team.