




# HS-1100B-N-EL Technical Data Sheet



<p>Pitch : 15.2mm          Minimum Width : 152mm          Open Area : 28%          Approved : FDA          Rod : Ø 4.5mm          Flight : No          Side Guard : No          Curve : No</p>	
--	--

### Data

Belt Material	Belt Strength			Temperature		Belt Weight (Kg/M <sup>2</sup> )
	Straight		Curve	°C (min.)	°C (max.)	
	Kg/M(BW)	N/M(BW)		--	1	66
Polypropylene	1040	10400	--	1	66	5.8

BW – Belt Width

### Color Table

Polypropylene					Polyethylene					Acetal					Nylon				
W	G	N	DB	B	W	G	N	DB	B	W	G	N	DB	B	W	G	N	DB	B
●	●																		

W-White, G-Gray, N-Nature, DB-Dark brown, B-Blue (For more information of belt color, pls consult our sales team)

### Friction Table

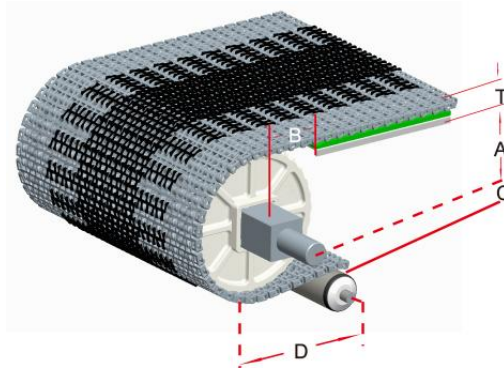
Belt Material	Friction Wear strips & Products							
	UHMW	HDPE	Steel	Glass	SUS	Plastic	Cardboard	Aluminum
Polypropylene	0.32	0.24	0.15	0.09	0.13	0.08	0.15	0.25
Polyethylene	0.13	0.11	0.26	0.19	0.31	0.16	0.21	0.41
Acetal	0.11	0.09	0.27	0.16	0.26	0.15	0.19	0.28
Nylon	0.18	0.13	0.25	0.16	0.26	0.16	0.19	0.27

SUS – Stainless Steel

### Equivalent type with other Brand

Brand Name	Intralox	Habasit	UNI	Rexnord	MCC	ScanBelt
Series & Type	S1100 Flush Grid Friction Top	--	--	--	--	--

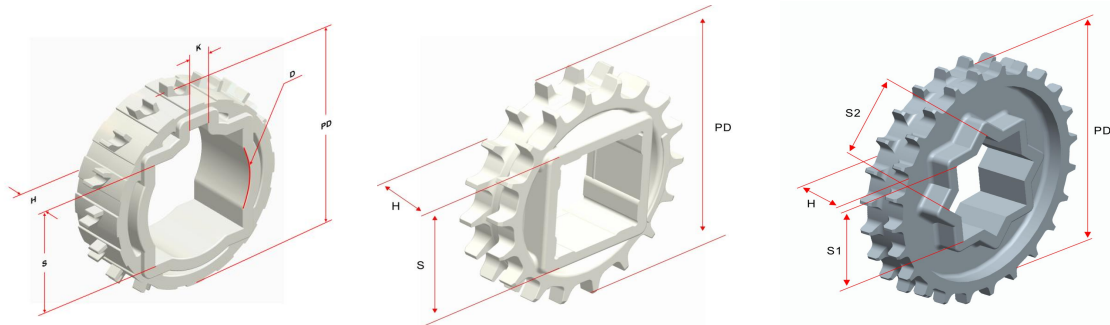
The above content is only for reference.



## Conveyor Frame Dimensions

Unit : mm

No. Teeth	A ( Min.)	B ( Min.)	C ( Max.)	D ( Min.)	E ( Min.)	H( Min.)	T	T1
12 / 12-2R	24.9	39.25	24.55	150	Ø 25	Ø 60	8.7	2.2
16 / 16-2R	34.9	49.25	34.55	150	Ø 25	Ø 60		
18-2R	39.9	54.25	39.55	150	Ø 25	Ø 60		
20-2R	44.55	58.9	44.2	150	Ø 25	Ø 60		
24 / 24-2R	54.5	68.85	54.15	150	Ø 25	Ø 60		
26-2R	59.85	74.2	59.5	200	Ø 25	Ø 60		
32 / 32-2R	74.15	88.5	73.8	200	Ø 25	Ø 60		



## Sprocket Dimensions

Unit: mm

No. Teeth	PD	OD	S	D	H	K
12	58.73	57.8	25.4/27	25.4	22.5	6.35X3.17
16	77.91	78	25.4/38.1/40	25/25.4/30/31.75/45	25	6.35X3.17
24	116.45	118	38.1/40	25.4/30/31.75/35/45/47	40	6.35X3.17
32	155.08	158	38.1/40	25.4/30/31.75/35/40	40	8X8
12-2R	58.73	58.5	25/25.4	25/25.4	25	8X8
16-2R	77.91	78.5	25.4/38.1/40	25/25.4/30	25	8X8
18-2R	87.53	88.5	25.4/38.1/40	25.4/30	25	8X8
20-2R	97.17	97.8	38.1/40	25.4	25	6.35X3.17
24-2R	116.45	117.7	25.4/38.1/40/50/60/63.5	25.4/30/31.75/38.1	25	6.35X3.17
26-2R	126.10	128.4	38.1/40/63.5	--	25	--
32-2R	155.08	157	38.1/40/60/63.5	25.4/30/31.75/35/40	25	6.35X3.17

※ The third drawing is only for 24T-2R.